

Sustainability Report*



Sustainability @ Seagate

Seagate is committed to sustainable storage. Our engineering focus is on increasing storage capacity and utilization, while controlling the quantity and types of materials we use and improving energy efficiency and recyclability.

Sustainable Design Features

- Advanced Power modes help save energy without sacrificing performance.
- Base plate manufactured using 90% post-consumer recycled Aluminum

Energy and Greenhouse Gases

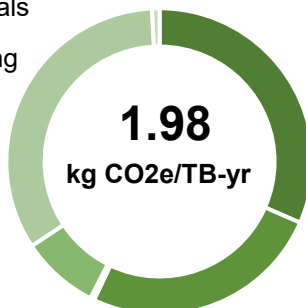
Manufacturing and using our products requires energy and produces Greenhouse Gas (GHG) emissions. We assess life cycle energy and GHG impacts and work towards improving energy and GHG efficiency and reducing ownership costs with each new generation of our products. Since 2022, our manufacturing facilities have operated using 100% renewable energy.

Power Consumption	Per Unit	Per TB
Average Idle Power (W)	3.4	0.4
Operating (W)	5.3	0.7
Average Annual (kWh)	7.4	0.9

Greenhouse Gas Emissions by Life Cycle Stage

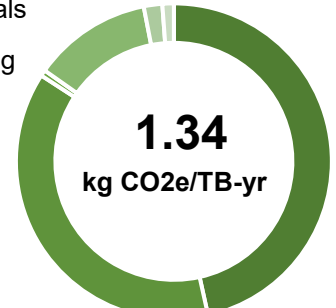
Use Phase - Conventional Energy

- 31.5% Bill of Materials
- 25.5% Manufacturing
- 0.4% Packaging
- 8.3% Distribution
- 33.5% Use Phase
- 0.8% End of Life



Use Phase - Renewable Energy

- 46.5% Bill of Materials
- 37.6% Manufacturing
- 0.6% Packaging
- 12.2% Distribution
- 1.9% Use Phase
- 1.2% End of Life

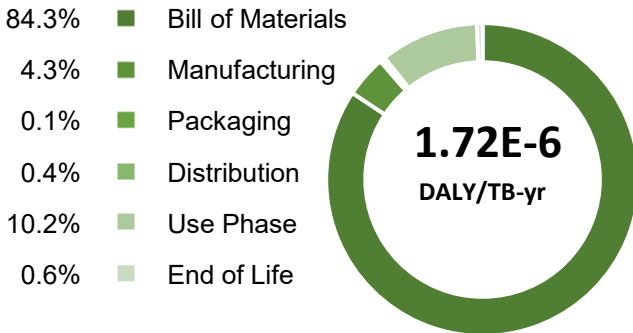


Safer Materials

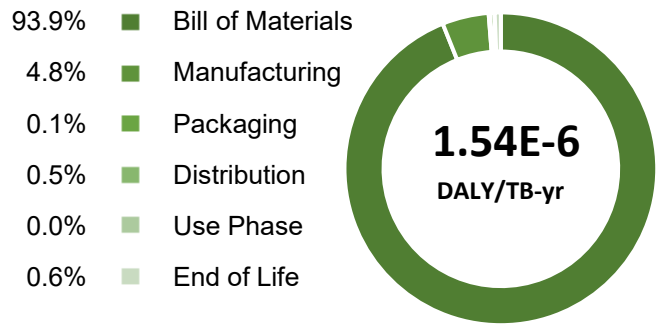
As a leading supplier to major original equipment manufacturers, Seagate helps to establish standards for direct materials – components that make up our products -- to meet customers' strictest specifications. We are meticulous about cataloging restricted substances; currently we list more than 2,000.

Human Toxicity by Life Cycle Stage

Use Phase - Conventional Energy



Use Phase - Renewable Energy

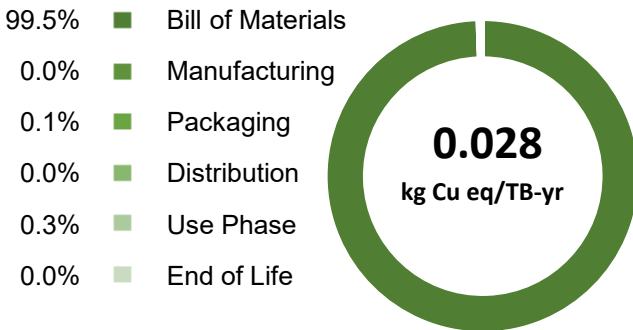


Scarce Resources

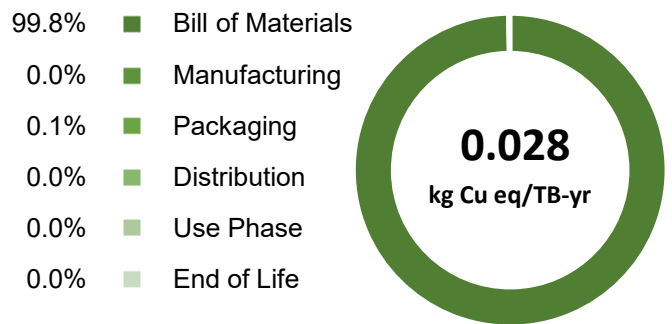
We aim to reduce our use of scarce resources during the life cycle of our products. We assess the water and mineral resource depletion impacts of our products in order to minimize dependence on key natural resources and reduce manufacturing and product ownership costs.

Mineral Resource Scarcity by Life Cycle Stage

Use Phase - Conventional Energy

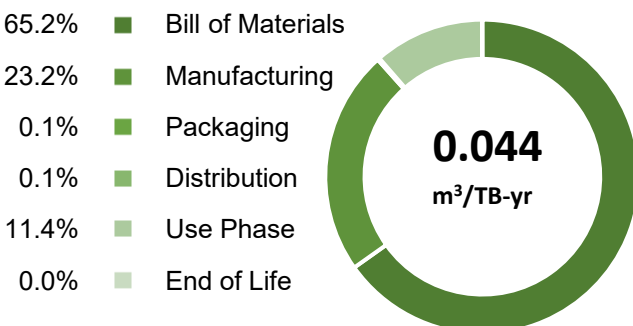


Use Phase - Renewable Energy



Water Consumption by Life Cycle Stage

Use Phase - Conventional Energy



Use Phase - Renewable Energy

